



TOURISM IN NUMBERS

2023

RADLJE OB DRAVI

- ✓ culture
- ✓ cycling and hiking
- ✓ water adventures
- ✓ sustainability

040-852-287
turizem@sktmradlje.si



RADLJE OB DRAVI

In the centre of the Drava Valley, between Dravograd and Maribor, right on the border with Austria, lies the town of Radlje, which enjoys a very beautiful geographical location at an altitude of 371 m. It is surrounded on one side by the hills of Kozjak and on the other by the hills of Pohorje, which are covered with the most beautiful forests in Slovenia. Radlje ob Dravi is one of the first destinations in Slovenia to be awarded the Slovenia Green Silver label as a symbol of sustainable and green development. Untouched nature, numerous cycling and hiking trails and the hospitality of the locals are just some of the reasons to visit the destination.

IN RADLJE, WE ARE COMMITTED TO SUSTAINABILITY, WHICH WE BELIEVE IN WHOLEHEARTEDLY AND PROMOTE EVERY STEP OF THE WAY.



RADLJE OB DRAVI IN NUMBERS

Comparison with Slovenia

Indicator		2023
Area (km ²) - January 1st	SLOVENIA	20271
	Radlje ob Dravi	94
Population - January 1st	SLOVENIA	2116972
	Radlje ob Dravi	6142
Population - July 1st	SLOVENIA	2120937
	Radlje ob Dravi	6204
Population density - January 1st	SLOVENIA	104
	Radlje ob Dravi	65
Population density - July 1st	SLOVENIA	105
	Radlje ob Dravi	66
Labour force participation rate (%)	SLOVENIA	69,3
	Radlje ob Dravi	62,7
Number of cars - December 31st	SLOVENIA	1230565
	Radlje ob Dravi	3578
Municipal waste collected by public collection (tonnes)	SLOVENIA	801408
	Radlje ob Dravi	1651
Municipal waste collected by public collection (kg/capita)	SLOVENIA	378
	Radlje ob Dravi	266

Overview for 2023

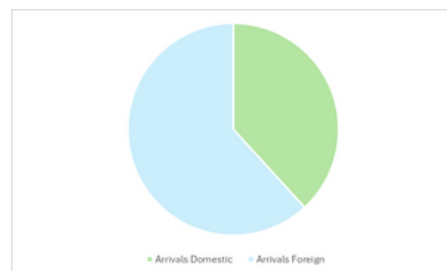
Arrivals 2023 - annually



**Arrivals together
2017**

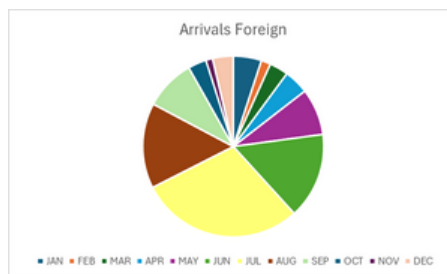
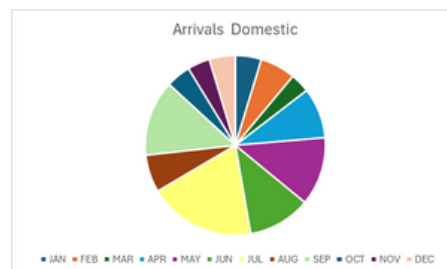
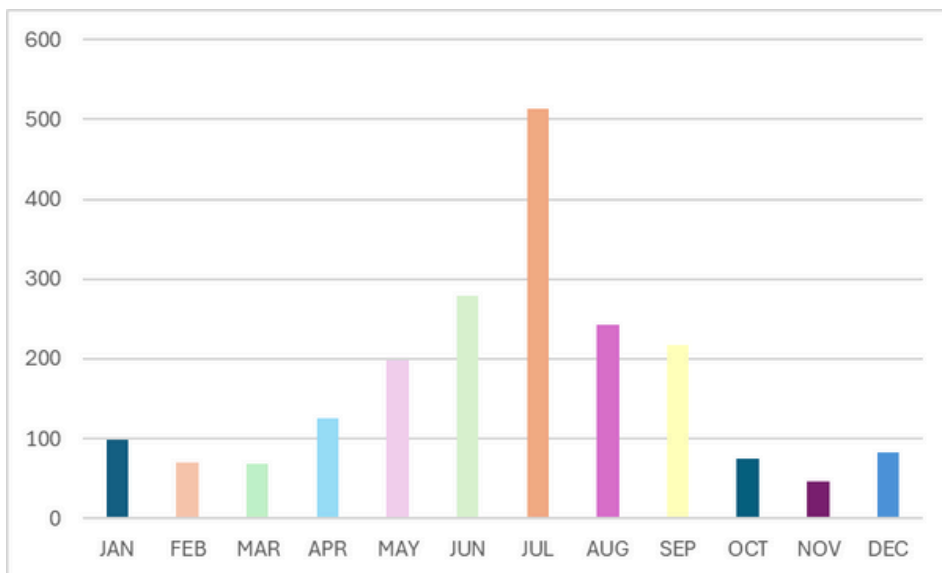
**Domestic arrivals
770**

**Foreign arrivals
1247**



Domestic- 38,2%
Foreign - 61,8%

Arrivals 2023 - monthly TOTAL



JAN	FEB	MAR	APR	MAY	JUN	JUL	AUG	SEP	OCT	NOV	DEC
99	70	69	125	199	279	513	242	218	75	46	82

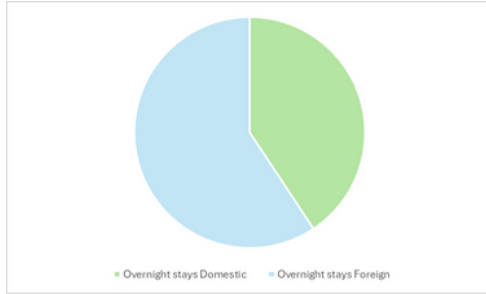
Overnight stays 2023 - annually



Overnights total
3507

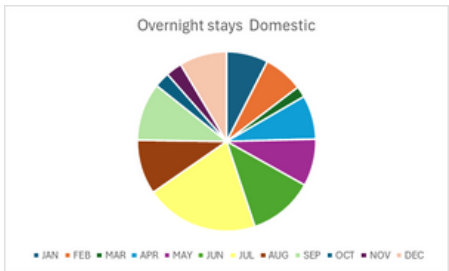
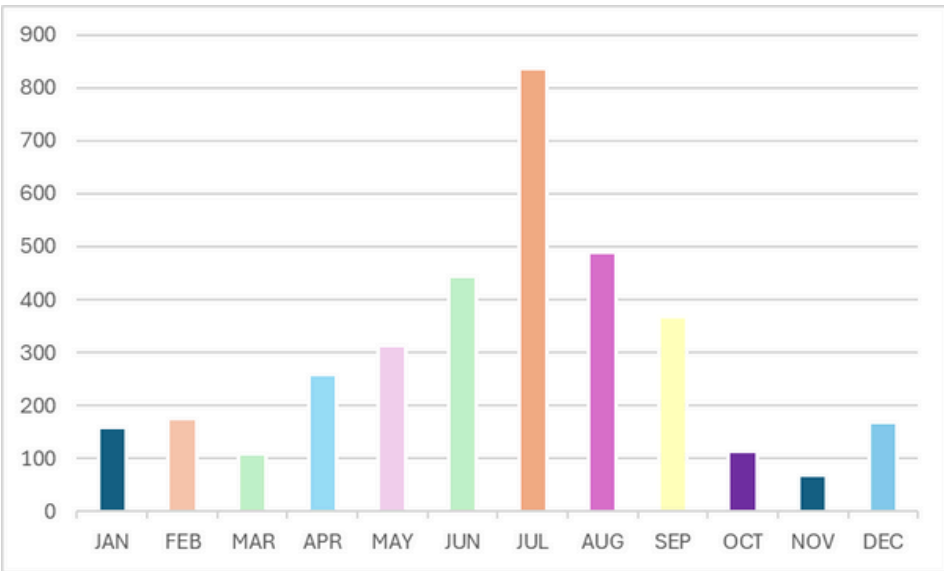
Overnights domestic
1427

Overnights foreign
2080



Domestic - 40,7%
Foreign - 59,3%

Overnight stays 2023 - monthly TOTAL



JAN	FEB	MAR	APR	MAY	JUN	JUL	AUG	SEP	OCT	NOV	DEC
160	175	109	259	314	443	836	489	369	115	69	169

AVERAGE
LENGTH OF STAY

1,8

NUMBER OF
BEDS


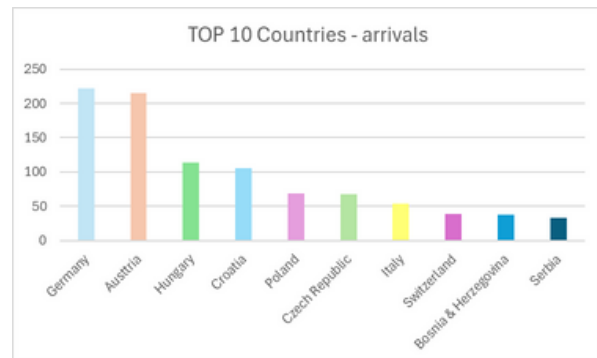
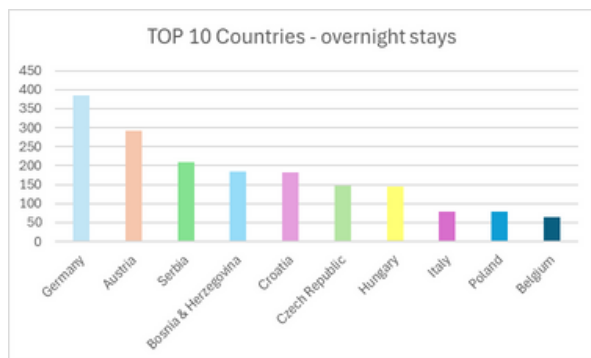
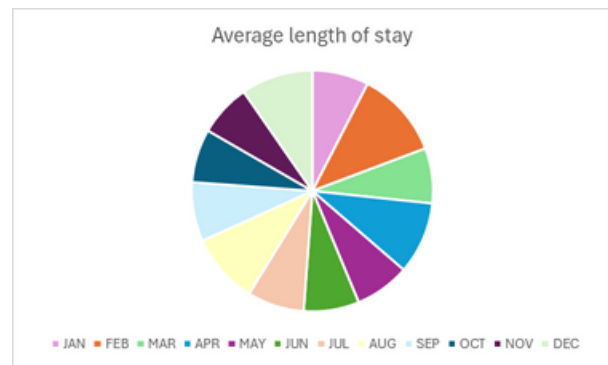
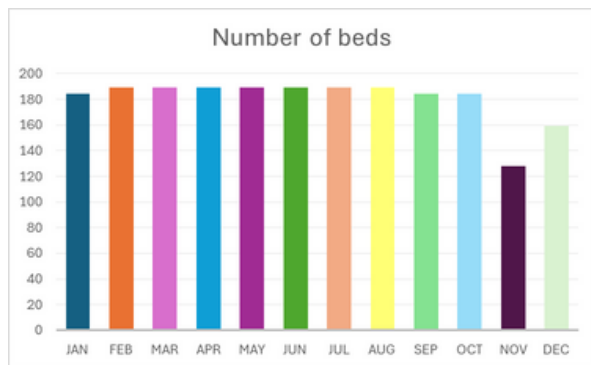
172

NUMBER OF
ACCOMMODATIONS

6

NUMBER OF FOOD
ESTABLISHMENTS

8



Sustainability labels

Destination Radlje ob Dravi



Green Resort Glamping - Green Key



Green Key

Water park - Blue Flag

